



# Omega

**Omega Completion Technology Ltd.**

## BELL GUIDE SET.

The Omega Bell Guide when used in conjunction with an appropriately sized pulling tool such as a JDC or SB, can greatly reduce the risk of being unable to latch an external wireline fishing neck on a wireline tool left downhole.

The Bell Guide's are skirted to allow the Bell Guide selected to 'scoop' up the external fishing neck on a Prong, or perhaps a lost wireline toolstring.

Being able to latch onto the tool downhole first time reduces intervention cost's and also reduces the time within the well bore, which in turn reduces risk when having to do intervention work.

The Russian Doll design allows for easy storage whilst providing increased flexibility in size selection for each deployment scenario.

### FEATURES



- Available to suit all industry standard pulling tools.
- Provided with any wireline connection upon request.
- Reduced parts to eliminate thread backing during prolonged fishing operations.

### APPLICATIONS

- All wireline standard operations
- Retrieval of Prongs from Lock bodies
- Retrieval of High Expansion Gauge Hangers
- Fishing operations

### BENEFITS

- Aids latching of external fishing necks.
- Reduces intervention times and therefore cost.
- Design reduces threaded parts and therefore risk of threads backing off.



REV 003 : 09/01/12




# Omega

**Omega Completion Technology Ltd.**

## Technical Specifications: Bell Guide Set.

Technical Specifications				
Part Number	Connection	Fishing Neck	Bell Guide Range	Pulling Tool Range
491-0450-001	1-1/16" SR	1.750"	2.750" / 3.750" 4.50"	2.0" to 3.0"

\* Other sizes / connections can be provided upon request.



REV 003 : 09/01/12